

Cisco Catalyst 9120AX Series Access Points Datasheet

Contact Us

Phone: +852-51736677

Skype: wendycisco

WhatsApp: +852-51736677

E-mail: wendy@donewin.com.hk

Contents

Secure infrastructure	5
Cisco DNA Software support	5
Product specifications	6
Licensing	22
Warranty information	22
Cisco environmental sustainability	22
Cisco Services	22
Cisco Capital	23
Smart Account	23
Document history	24

The Cisco Catalyst 9120AX Series Access Points are the next generation of enterprise access points. They are resilient, secure, and intelligent.



We are more dependent on our wireless networks than ever before. Additional devices connect to the network every year, and the Cisco Catalyst 9120AX Series Access Points will provide a seamless experience anywhere for everyone. Going beyond the Wi-Fi 6 (802.11ax) standard, the 9120AX Series provides integrated security, resiliency, and operational flexibility as well as increased network intelligence.

Extending Cisco’s intent-based network and perfect for networks of all sizes, the Cisco Catalyst 9120AX Series scales to the growing demands of IoT while fully supporting the latest innovations and new technologies. Not only that, but the 9120AX Series is a leader in performance, security, and analytics.

The Cisco Catalyst 9120AX Series Access Points, paired with Cisco DNA, are enterprise-class products that will address your current and future needs. These access points are the first step in updating your network so that you can take better advantage of all of the features and benefits that Wi-Fi 6 provides.

Table 1. Features and benefits

Feature	Benefits
Wi-Fi 6 (802.11ax)	The IEEE 802.11ax emerging standard, also known as High-Efficiency-Wireless (HEW) or Wi-Fi 6, builds on 802.11ac. It delivers a better experience in typical environments with more predictable performance for advanced applications such as 4K or 8K video, high-density, high-definition collaboration apps, all-wireless offices, and IoT. Wi-Fi 6 is designed to use both the 2.4-GHz and 5-GHz bands, unlike the 802.11ac standard.
Cisco RF ASIC	Cisco RF ASIC is a fully integrated Software-Defined Radio (SDR) that can perform advanced RF spectrum analysis and delivers features like Cisco CleanAir, Wireless Intrusion Prevention System (wIPS), Fast Locate*, and DFS detection. (*Future)
Uplink/downlink OFDMA	Orthogonal Frequency-Division Multiple Access (OFDMA)-based scheduling splits the bandwidth into smaller chunks called Resource Units (RUs), which can be allocated to individual clients in both the downlink and uplink directions to reduce overhead and latency.
MU-MIMO technology	Supporting four spatial streams, Multiuser Multiple Input, Multiple Output (MU-MIMO) enables access points to split spatial streams between client devices, to maximize throughput.
BSS coloring	Spatial reuse (also known as Basic Service Set [BSS] coloring) allows the access points and their clients to differentiate between BSSs, thus permitting more simultaneous transmissions.

Feature	Benefits
Target wake time	A new power savings mode called Target Wake Time (TWT) allows the client to stay asleep and to wake up only at prescheduled (target) times to exchange data with the access point. This offers significant energy savings for battery-operated devices, up to three to four times greater compared to 802.11n and 802.11ac.
Intelligent Capture	Intelligent Capture probes the network and provides Cisco DNA Center with deep analysis. The software can track over 240 anomalies and instantaneously review all packets on demand, emulating the onsite network administrator. Intelligent Capture allows for more informed decisions on your wireless networks.
Flexible Radio Assignment	Allows the access points to intelligently determine the operating mode of serving radios based on the RF environment. The access points can operate in the following modes: <ul style="list-style-type: none"> • 2.4-GHz and 5-GHz mode: One radio will serve clients in 2.4-GHz mode, while the other serves clients in 5-GHz mode. • Dual 5-GHz mode: Both radios inside the access point operate on the 5-GHz band, maximizing the benefits of Wi-Fi 6 and increasing client device capacity.
Dual 5-GHz radio support	Enables both radios to operate in 5-GHz client serving mode, allowing an industry-leading 5.2 Gbps (2 x 2.6 Gbps) over-the-air speeds while increasing client capacity.
Smart antenna connector	An intelligent second physical antenna connector is included on 9120AX Series access points with an external antenna. This connector provides advanced network design flexibility for high-density and large open-area environments such as auditoriums, convention centers, libraries, cafeterias, and arenas/stadiums, allowing two sets of antennas to be connected and active on a single access point.
Cisco Embedded Wireless Controller	The 9120AX Series Wi-Fi 6 access points is available with a built-in controller. The Cisco Embedded Wireless Controller on Catalyst 9100 Access Points provides an easy-to-deploy and manage option that does not require a physical appliance. The control resides on the access point so there is no added footprint or complexity. And, because it uses Cisco Catalyst 9800 Series code, it's easy to migrate your network as your needs grow. For more details refer to the EWC data sheet .
Application Hosting on Catalyst 9100 Access	Application Hosting on Catalyst 9100 Access Points helps future-proof and simplify IoT deployments by eliminating the need to install and manage overlay networks. Utilizing the USB interface, containerized applications and hardware modules can be deployed to reduce cost and complexity. Adding Cisco DNA Center provides workflows and deployment-wide application lifecycle management.
Multigigabit Ethernet support	Provides uplink speeds of 2.5 Gbps, in addition to 100 Mbps and 1 Gbps. All speeds are supported on Category 5e cabling for an industry first, as well as 10GBASE-T (IEEE 802.3bz) cabling.
Bluetooth radio	Integrated Bluetooth Low Energy 5 radio to enable IoT use cases such as location tracking and wayfinding.
Container support for applications	Enables edge computing capabilities for IoT applications on the host access point.

Feature	Benefits
Apple features	<p>Apple and Cisco have partnered to create an optimal mobile experience for iOS devices on corporate networks based on Cisco technologies. Using new features in iOS 10, in combination with the latest software and hardware from Cisco, businesses can now more effectively use their network infrastructure to deliver an enhanced user experience across all business applications.</p> <p>At the center of the collaboration is a unique handshake between the Cisco WLAN and Apple devices. This handshake enables the Cisco WLAN to provide an optimal Wi-Fi roaming experience to Apple devices. Additionally, the Cisco WLAN trusts Apple devices and gives priority treatment for business-critical applications specified by the Apple device. This feature is also known as Fast Lane.</p>

For more details about Wi-Fi 6, see [Cisco's technical white paper](#) on Wi-Fi 6.

For more details about C9120 feature support, see [Cisco's Feature Matrix](#).

Secure infrastructure

Trustworthy systems built with Cisco Trust Anchor Technologies provide a highly secure foundation for Cisco products. With the Cisco Catalyst 9100 Access Points, these technologies enable hardware and software authenticity assurance for supply chain trust and strong mitigation against man-in-the-middle attacks that compromise software and firmware. Trust Anchor capabilities include:

- **Image signing**
- **Secure Boot**
- **Cisco Trust Anchor module**

Cisco DNA Software support

Pairing the Cisco Catalyst 9120AX Series Access Points with Cisco DNA Software allows for a total network transformation. Cisco DNA Software allows you to truly understand your network with real-time analytics, quickly detect and contain security threats, and easily provide networkwide consistency through automation and virtualization. The 9120AX Series supports Software-Defined Access (SD-Access), Cisco's leading enterprise architecture.

Working together, the Cisco Catalyst 9120AX Series and Cisco DNA Software offer such features as:

- Cisco Spaces
- Cisco Identity Services Engine
- Cisco DNA Analytics and Assurance

The result? Your network stays relevant, becomes digital ready, and is the lifeblood of your organization.

Note: For information about Cisco DNA Software, refer to [Cisco DNA Software for Wireless](#).

Product specifications

Table 2. Specifications

Item	Specification
Part numbers	<p>Cisco Catalyst 9120AXI Access Point: Indoor environments, with internal antennas</p> <ul style="list-style-type: none"> • C9120AXI-x: Cisco Catalyst 9120AX Series <p>Cisco Catalyst 9120AXE Access Point: Indoor, challenging environments, with external antennas</p> <ul style="list-style-type: none"> • C9120AXE-x: Cisco Catalyst 9120AX Series <p>Cisco Catalyst 9120AXP Access Point: Indoor, professional installations</p> <ul style="list-style-type: none"> • C9120AXP-x: Cisco Catalyst 9120AX Series <p>Cisco Catalyst 9120AXI Access Point: Indoor environments, with internal antennas, with embedded wireless controller</p> <ul style="list-style-type: none"> • C9120AXI-EWC-x: Cisco Catalyst 9120AX Series <p>Cisco Catalyst 9120AXE Access Point: Indoor, challenging environments, with external antennas, with embedded wireless controller</p> <ul style="list-style-type: none"> • C9120AXE-EWC-x: Cisco Catalyst 9120AX Series <p>Cisco Catalyst 9120AXP Access Point: Indoor, professional installations, with embedded wireless controller</p> <ul style="list-style-type: none"> • C9120AXP-EWC-x: Cisco Catalyst 9120AX Series <p>Regulatory domains: (x = regulatory domain)</p> <p>Customers are responsible for verifying approval for use in their individual countries.</p> <p>Not all regulatory domains have been approved. As they are approved, the part numbers will be available on the Global Price List.</p> <p>Cisco Wireless LAN Services</p> <ul style="list-style-type: none"> • AS-WLAN-CNSLT: Cisco Wireless LAN Network Planning and Design Service • AS-WLAN-CNSLT: Cisco Wireless LAN 802.11n Migration Service • AS-WLAN-CNSLT: Cisco Wireless LAN Performance and Security Assessment Service
Software	<ul style="list-style-type: none"> • Cisco Unified Wireless Network Software Release 8.9.x or later • Cisco IOS XE Software Release 16.11 with AP Device Pack, or later
Supported wireless LAN controllers	<ul style="list-style-type: none"> • Cisco Catalyst 9800 Series Wireless Controllers • Cisco 3500, 5520, and 8540 Series Wireless Controllers and Cisco Virtual Wireless Controller
802.11n version 2.0 (and related) capabilities	<ul style="list-style-type: none"> • 4x4 MIMO with four spatial streams • Maximal Ratio Combining (MRC) • 802.11n and 802.11a/g beamforming • 20- and 40-MHz channels • PHY data rates up to 890 Mbps (40 MHz with 5 GHz and 20 MHz with 2.4 GHz) • Packet aggregation: A-MPDU (transmit and receive), A-MSDU (transmit and receive) • 802.11 Dynamic Frequency Selection (DFS) • Cyclic Shift Diversity (CSD) support

Item	Specification
802.11ac	<ul style="list-style-type: none"> • 4x4 downlink MU-MIMO with four spatial streams • MRC • 802.11ac beamforming • 20-, 40-, 80-, and 160-MHz channels • PHY data rates up to 3.47 Gbps (160 MHz with 5 GHz) • Packet aggregation: A-MPDU (transmit and receive), A-MSDU (transmit and receive) • 802.11 DFS • CSD support
802.11ax	<ul style="list-style-type: none"> • 4x4 downlink MU-MIMO with four spatial streams • Uplink/downlink OFDMA • TWT • BSS coloring • MRC • 802.11ax beamforming • 20-, 40-, 80-, and 160-MHz channels • PHY data rates up to 5.38 Gbps (160 MHz with 5 GHz and 20 MHz with 2.4 GHz) • Packet aggregation: A-MPDU (transmit and receive), A-MSDU (transmit and receive) • 802.11 DFS • CSD support
Integrated antenna	<p>Flexible radio (either on 2.4 GHz or on 5 GHz)</p> <ul style="list-style-type: none"> • 2.4 GHz, peak gain 4 dBi, internal antenna, omnidirectional in azimuth • 5 GHz, peak gain 5 dBi, internal antenna, omnidirectional in azimuth <p>Dedicated 5-GHz radio</p> <ul style="list-style-type: none"> • 5 GHz, peak gain 5 dBi, internal antenna, omnidirectional in azimuth
External antenna (sold separately)	<ul style="list-style-type: none"> • Cisco Catalyst 9120AXE Access Points are certified for use with antenna gains up to 6 dBi (2.4 GHz and 5 GHz) • Cisco Catalyst 9120AXP Access Points) are certified for use with antenna gains up to 13 dBi (2.4 GHz and 5 GHz) with the AIR-ANT2513P4M-N= antenna • Cisco offers the industry's broadest selection of antennas, delivering optimal coverage for a variety of deployment scenarios • Supports Self-Identifiable Antennas (SIA) on one RP-TNC port • For more details, see the Catalyst 9120AX Series Deployment Guide.
Smart antenna connector	<ul style="list-style-type: none"> • Available on the 9120AXE and 9120AXP only • Compact multi-RF connector with DART interface • Requires the AIR-CAB002-DART-R= 2 ft smart antenna connector when used with antennas with RP-TNC connector • Required when running the flexible radio as either a second 5-GHz serving radio or a Wireless Security Monitoring radio
Interfaces	<ul style="list-style-type: none"> • 1x 100, 1000, 2500 Multigigabit Ethernet (RJ-45) - IEEE 802.3bz <ul style="list-style-type: none"> ○ Auto-MDIX support • Management console port (RJ-45) • USB 2.0 @ 4.5W
Indicators	<ul style="list-style-type: none"> • Status LED indicates boot loader status, association status, operating status, boot loader warnings, and boot loader errors
Dimensions	<ul style="list-style-type: none"> • Access point (without mounting brackets): C9120AXI: 8.5 x 8.5 x 1.7" (21.6 x 21.6 x 4.3 cm), C9120AXE and

Item	Specification					
(W x L x H)	C9120AXP: 8.5 x 8.05 x 2.0" (21.6 x 21.6 x 5.1 cm)					
Weight	<p>Cisco Catalyst 9120AXI</p> <ul style="list-style-type: none"> • 2.87 lb (1.3 kg) <p>Cisco Catalyst 9120AXE/P</p> <ul style="list-style-type: none"> • 3 lb (1.36 kg) 					
Input power requirements	<ul style="list-style-type: none"> • 802.3at Power over Ethernet Plus (PoE+), 802.3bt Cisco Universal PoE (Cisco UPOE+, Cisco UPOE) • 802.3af PoE • Cisco power injector, AIR-PWRINJ6= (Note: This injector supports only 802.3at) • Cisco power injector, AIR-PWRINJ5= (Note: This injector supports only 802.3af) 					
Power draw	Catalyst 9120AXI					
	PoE power consumption	2.4-GHz radio	5-GHz radio	Link speed	USB	LLDP
	802.3at (PoE+)	4x4	4x4	2.5G	Y	25.5W
	Catalyst 9120AXE, 9120AXP					
	PoE power consumption	2.4-GHz radio	5-GHz radio	Link speed	USB	LLDP
	802.3at (PoE+)	4x4	4x4	2.5G	Y	25.5W
	Catalyst 9120AXI, 9120AXE, 9120AXP					
	PoE power consumption	2.4-GHz radio	5-GHz radio	Link speed	USB	LLDP
	802.3af	PoE	1x1	1x1	1G N	13.4W
	802.3af	PoE	2x2	N	1G N	13.4W
802.3af	PoE	N	2x2	1G N	13.4W	
Note: Power required at the Power Source Equipment (PSE) will depend on the cable length and other environmental issues						

Item	Specification	
Environmental	<p>Cisco Catalyst 9120AXI</p> <ul style="list-style-type: none"> • Nonoperating (storage) temperature: -22° to 158°F (-30° to 70° C) • Nonoperating (storage) altitude test: 25°C, 15,000 ft. • Operating temperature: 32° to 122°F (0° to 50° C) • Operating humidity: 10% to 90% (noncondensing) • Operating altitude test: 40°C, 9843 ft. <p>Note: When the ambient operating temperature exceeds 40°C, the access point will shift from 4x4 to 2x2 on both the 2.4-GHz and 5-GHz radios, uplink Ethernet will downgrade to 1 Gigabit Ethernet; however, the USB interface will remain enabled</p> <p>Cisco Catalyst 9120AXE and 9120AXP</p> <ul style="list-style-type: none"> • Nonoperating (storage) temperature: -22° to 158°F (-30° to 70° C) • Nonoperating (storage) altitude test: 25°C, 15,000 ft. • Operating temperature: -4° to 122°F (-20° to 50° C) • Operating humidity: 10% to 90% (noncondensing) • Operating altitude test: 40°C, 9843 ft. 	
System memory	<ul style="list-style-type: none"> • 2048 MB DRAM • 1024 MB flash 	
Warranty	Limited lifetime hardware warranty	
Available transmit power settings	<p>2.4 GHz</p> <ul style="list-style-type: none"> • 23 dBm (200 mW) • -4dBm(0.39mW) 	<p>5 GHz</p> <ul style="list-style-type: none"> • 23 dBm (200 mW) • -4dBm (0.39mW)
Regulatory domains	<p>Note: Customers are responsible for verifying approval for use in their individual countries. To verify approval and to identify the regulatory domain that corresponds to a particular country</p>	
Compliance standards	<ul style="list-style-type: none"> • Safety: <ul style="list-style-type: none"> ◦ IEC 60950-1 ◦ EN 60950-1 ◦ UL 60950-1 ◦ CAN/CSA-C22.2 No. 60950-1 ◦ AS/NZS 60950-1 ◦ UL 2043 ◦ Class III equipment • Emissions: <ul style="list-style-type: none"> ◦ CISPR 32 (rev. 2015) ◦ EN 55032 (rev. 2012/AC:2013) ◦ EN 55032 (rev. 2015) ◦ EN 55035 2010 ◦ EN61000-3-2 (rev. 2014) ◦ EN61000-3-3 (rev. 2013) ◦ KN61000-3-2 ◦ KN61000-3-3 ◦ AS/NZS CISPR 32 Class B (rev. 2015) 	<ul style="list-style-type: none"> • Radio: <ul style="list-style-type: none"> ◦ EN 300 328 (v2.1.1) ◦ EN 301 893 (v2.1.1) ◦ AS/NZS 4268 (rev. 2017) ◦ 47 CFR FCC Part 15C, 15.247, 15.407 ◦ RSP-100 ◦ RSS-GEN ◦ RSS-247 ◦ China regulations SRRC ◦ LP0002 (rev 2018.1.10) ◦ Japan Std. 33a, Std. 66, and Std. 71 • RF safety: <ul style="list-style-type: none"> ◦ EN 50385 (rev. Aug 2002) ◦ ARPANSA ◦ AS/NZS 2772 (rev. 2016) ◦ EN 62209-1 (rev. 2016) ◦ EN 62209-2 (rev. 2010) ◦ 47 CFR Part 1.1310 and 2.1091

Item	Specification
	<ul style="list-style-type: none"> ◦ 47 CFR FCC Part 15B ◦ ICES-003 (rev. 2016 Issue 6, Class B) ◦ VCCI-CISPR 32:2016 ◦ VCCI (V3) ◦ CNS (rev. 13438) ◦ KN-32 ◦ KN-35 ◦ KN 301 489-17 ◦ TCVN 7189 (rev. 2009) <ul style="list-style-type: none"> • Immunity: <ul style="list-style-type: none"> ◦ CISPR 24 (rev. 2010) ◦ EN 55024/EN 55035 (rev. 2010) • Emissions and immunity: <ul style="list-style-type: none"> ◦ EN 301 489-1 (v2.1.1 2017-02) ◦ EN 301 489-17 (v3.1.1 2017-02) ◦ QCVN (18:2014) ◦ KN 489-1 ◦ KN 489-17 ◦ EN 60601 (1-1:2015) <ul style="list-style-type: none"> ◦ RSS-102 <ul style="list-style-type: none"> • IEEE standards: <ul style="list-style-type: none"> ◦ IEEE 802.3 ◦ IEEE 802.3ab ◦ IEEE 802.3af/at ◦ IEEE 802.11 a/b/g/n/ac/ax ◦ IEEE 802.11h, 802.11d • Security: <ul style="list-style-type: none"> ◦ 802.11i, Wi-Fi Protected Access 3 (WPA3), WPA2, WPA ◦ 802.1X ◦ Advanced Encryption Standard (AES) • Extensible Authentication Protocol (EAP) types: <ul style="list-style-type: none"> ◦ EAP-Transport Layer Security (TLS) ◦ EAP-Tunneled TLS (TTLS) or Microsoft Challenge Handshake Authentication Protocol Version 2 (MSCHAPv2) ◦ Protected EAP (PEAP) v0 or EAP-MSCHAPv2 ◦ EAP-Flexible Authentication via Secure Tunneling (EAP-FAST) ◦ PEAP v1 or EAP-Generic Token Card (GTC) ◦ EAP-Subscriber Identity Module (SIM)

Data rate, transmit power, receive sensitivity For more detailed information about data rate, transmit power, and receive sensitivity, please refer to the [Cisco RF details](#).

Transmit power and receive sensitivity							
	Spatial streams	5-GHz radio		2.4-GHz flexible radio		5-GHz flexible radio	
		Total transmit power (dBm)	Receive sensitivity (dBm)	Total transmit power (dBm)	Receive sensitivity (dBm)	Total transmit power (dBm)	Receive sensitivity (dBm)
802.11/11b							
1 Mbps	1	-	-	23	-98	-	-
11 Mbps	1	-	-	23	-90	-	-
802.11a/g							
6 Mbps	1	23	-100	23	-100	23	-100
24 Mbps	1	23	-92	23	-92	23	-92
54 Mbps	1	23	-83	23	-83	23	-83

Item	Specification						
802.11n HT20							
MCS0	1	23	-100	23	-100	23	-100
MCS4	1	23	-88	23	-88	23	-89
MCS7	1	23	-81	23	-81	23	-81
MCS8	2	23	-97	23	-97	23	-97
MCS12	2	23	-85	23	-85	23	-85
MCS15	2	23	-78	23	-78	23	-78
MCS16	3	23	-95	23	-95	23	-96
MCS20	3	23	-83	23	-83	23	-83
MCS23	3	23	-76	23	-76	23	-76
MCS24	4	23	-94	23	-94	23	-94
MCS28	4	23	-82	23	-82	23	-82
MCS31	4	23	-74	23	-74	23	-75
802.11n HT40							
MCS0	1	23	-97	-	-	23	-97
MCS4	1	23	-85	-	-	23	-86
MCS7	1	23	-78	-	-	23	-79
MCS8	2	23	-94	-	-	23	-94
MCS12	2	23	-82	-	-	23	-82
MCS15	2	23	-75	-	-	23	-75
MCS16	3	23	-92	-	-	23	-93
MCS20	3	23	-80	-	-	23	-81
MCS23	3	23	-73	-	-	23	-73
MCS24	4	23	-91	-	-	23	-91
MCS28	4	23	-79	-	-	23	-79
MCS31	4	23	-72	-	-	23	-72

Item	Specification						
802.11ac VHT20							
MCS0	1	23	-100	-	-	23	-100
MCS4	1	23	-88	-	-	23	-89
MCS7	1	23	-81	-	-	23	-81
MCS8	1	23	-77	-	-	23	-77
MCS9	1	-	-	-	-	-	-
MCS0	2	23	-97	-	-	23	-97
MCS4	2	23	-85	-	-	23	-85
MCS7	2	23	-78	-	-	23	-78
MCS8	2	23	-73	-	-	23	-74
MCS9	2	-	-	-	-	-	-
MCS0	3	23	-95	-	-	23	-95
MCS4	3	23	-83	-	-	23	-83
MCS7	3	23	-76	-	-	23	-76
MCS8	3	23	-72	-	-	23	-72
MCS9	3	-	-	-	-	-	-
MCS0	4	23	-94	-	-	23	-94
MCS4	4	23	-82	-	-	23	-82
MCS7	4	23	-75	-	-	23	-75
MCS8	4	23	-70	-	-	23	-71
MCS9	4	-	-	-	-	-	-
802.11ac VHT40							
MCS0	1	23	-97	-	-	23	-97
MCS4	1	23	-85	-	-	23	-86
MCS7	1	23	-78	-	-	23	-79
MCS8	1	23	-74	-	-	23	-75
MCS9	1	22	-72	-	-	22	-73

Item	Specification						
MCS0	2	23	-94	-	-	23	-94
MCS4	2	23	-82	-	-	23	-82
MCS7	2	23	-75	-	-	23	-75
MCS8	2	23	-71	-	-	23	-71
MCS9	2	22	-69	-	-	22	-69
MCS0	3	23	-92	-	-	23	-93
MCS4	3	23	-80	-	-	23	-81
MCS7	3	23	-73	-	-	23	-73
MCS8	3	23	-69	-	-	23	-69
MCS9	3	22	-67	-	-	22	-68
MCS0	4	23	-91	-	-	23	-91
MCS4	4	23	-79	-	-	23	-79
MCS7	4	23	-72	-	-	23	-72
MCS8	4	23	-67	-	-	23	-68
MCS9	4	22	-66	-	-	22	-66
802.11ac VHT80							
MCS0	1	23	-94	-	-	23	-94
MCS4	1	23	-82	-	-	23	-83
MCS7	1	23	-75	-	-	23	-75
MCS8	1	23	-71	-	-	23	-71
MCS9	1	22	-70	-	-	22	-70
MCS0	2	23	-91	-	-	23	-91
MCS4	2	23	-79	-	-	23	-79
MCS7	2	23	-72	-	-	23	-72
MCS8	2	23	-68	-	-	23	-68
MCS9	2	22	-66	-	-	22	-66
MCS0	3	23	-89	-	-	23	-89

Item	Specification						
MCS4	3	23	-77	-	-	23	-77
MCS7	3	23	-70	-	-	23	-70
MCS8	3	23	-66	-	-	23	-66
MCS9	3	22	-64	-	-	22	-65
MCS0	4	23	-88	-	-	23	-88
MCS4	4	23	-76	-	-	23	-76
MCS7	4	23	-69	-	-	23	-69
MCS8	4	23	-64	-	-	23	-65
MCS9	4	22	-63	-	-	22	-63
802.11ac VHT160							
MCS0	1	23	-87	-	-	23	-88
MCS4	1	23	-76	-	-	23	-77
MCS7	1	23	-69	-	-	23	-70
MCS8	1	23	-66	-	-	23	-66
MCS9	1	22	-64	-	-	22	-64
MCS0	2	23	-82	-	-	23	-82
MCS4	2	23	-70	-	-	23	-71
MCS7	2	23	-63	-	-	23	-64
MCS8	2	23	-60	-	-	23	-60
MCS9	2	22	-58	-	-	22	-58
MCS0	3	23	-84	-	-	23	-84
MCS4	3	23	-72	-	-	23	-72
MCS7	3	23	-65	-	-	23	-65
MCS8	3	23	-61	-	-	23	-61
MCS9	3	-	-	-	-	-	-
MCS0	4	23	-82	-	-	23	-82
MCS4	4	23	-70	-	-	23	-70

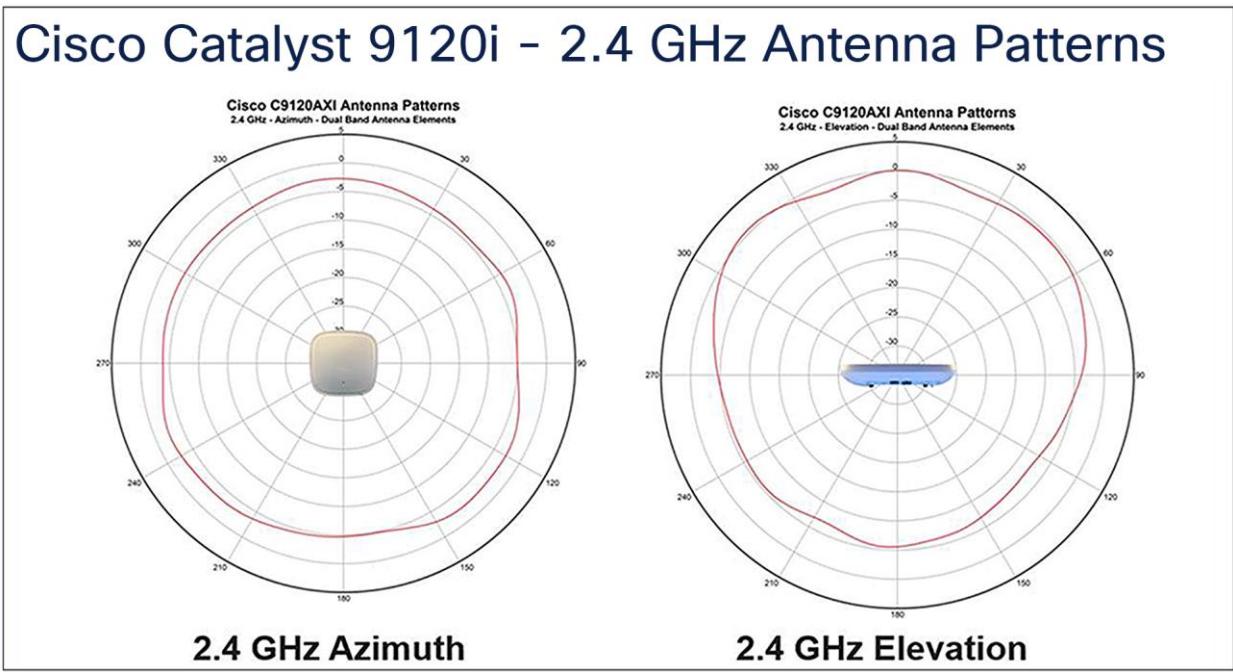
Item	Specification						
MCS7	4	23	-63	-	-	23	-63
MCS8	4	23	-59	-	-	23	-59
MCS9	4	22	-58	-	-	22	-58
802.11ax HE20							
MCS0	1	23	-98	23	-98	23	-98
MCS4	1	23	-87	23	-87	23	-87
MCS7	1	23	-81	21	-81	23	-81
MCS8	1	23	-77	21	-77	23	-77
MCS9	1	22	-75	21	-75	22	-76
MCS10	1	20	-72	19	-72	20	-72
MCS11	1	20	-70	19	-70	20	-70
MCS0	2	23	-95	23	-95	23	-96
MCS4	2	23	-85	23	-85	23	-85
MCS7	2	23	-78	21	-78	23	-78
MCS8	2	23	-74	21	-74	23	-75
MCS9	2	22	-73	21	-73	22	-73
MCS10	2	20	-70	19	-70	20	-70
MCS11	2	20	-66	19	-70	20	-67
MCS0	3	23	-95	23	-94	23	-95
MCS4	3	23	-83	23	-83	23	-84
MCS7	3	23	-76	21	-76	23	-76
MCS8	3	23	-73	21	-73	23	-73
MCS9	3	22	-71	21	-71	22	-72
MCS10	3	20	-67	19	-67	20	-68
MCS11	3	20	-64	19	-65	20	-65
MCS0	4	23	-93	23	-93	23	-93
MCS4	4	23	-82	23	-82	23	-82

Item	Specification						
MCS7	4	23	-75	21	-75	23	-75
MCS8	4	23	-71	21	-71	23	-71
MCS9	4	22	-69	21	-69	22	-70
MCS10	4	20	-66	19	-67	20	-67
MCS11	4	20	-64	19	-64	20	-64
802.11ax HE40							
MCS0	1	23	-95	-	-	23	-95
MCS4	1	23	-84	-	-	23	-85
MCS7	1	23	-78	-	-	23	-78
MCS8	1	23	-74	-	-	23	-75
MCS9	1	22	-73	-	-	22	-73
MCS10	1	20	-70	-	-	20	-70
MCS11	1	20	-66	-	-	20	-67
MCS0	2	23	-93	-	-	23	-93
MCS4	2	23	-82	-	-	23	-82
MCS7	2	23	-75	-	-	23	-76
MCS8	2	23	-71	-	-	23	-72
MCS9	2	22	-69	-	-	22	-70
MCS10	2	20	-67	-	-	20	-67
MCS11	2	20	-64	-	-	20	-64
MCS0	3	23	-92	-	-	23	-92
MCS4	3	23	-80	-	-	23	-81
MCS7	3	23	-73	-	-	23	-74
MCS8	3	23	-70	-	-	23	-70
MCS9	3	22	-68	-	-	22	-68
MCS10	3	20	-64	-	-	20	-65
MCS11	3	20	-62	-	-	20	-62

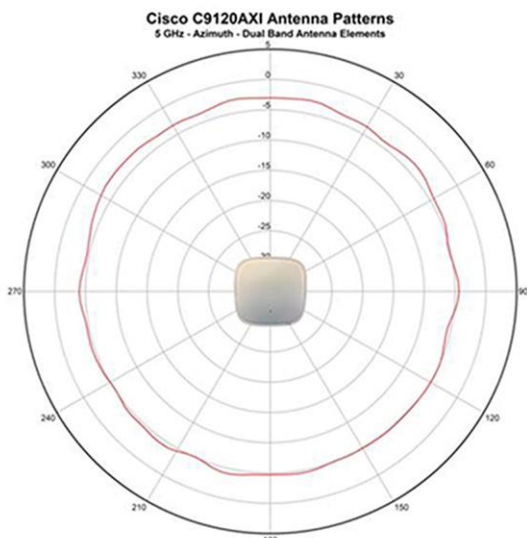
Item	Specification						
MCS0	4	23	-90	-	-	23	-90
MCS4	4	23	-79	-	-	23	-79
MCS7	4	23	-72	-	-	23	-72
MCS8	4	23	-68	-	-	23	-69
MCS9	4	22	-66	-	-	22	-67
MCS10	4	20	-63	-	-	20	-63
MCS11	4	20	-60	-	-	20	-60
802.11ax HE80							
MCS0	1	23	-92	-	-	23	-92
MCS4	1	23	-82	-	-	23	-82
MCS7	1	23	-75	-	-	23	-75
MCS8	1	23	-72	-	-	23	-72
MCS9	1	22	-70	-	-	22	-70
MCS10	1	20	-66	-	-	20	-67
MCS11	1	20	-64	-	-	20	-64
MCS0	2	23	-89	-	-	23	-90
MCS4	2	23	-79	-	-	23	-79
MCS7	2	23	-72	-	-	23	-72
MCS8	2	23	-68	-	-	23	-68
MCS9	2	22	-66	-	-	22	-66
MCS10	2	20	-63	-	-	20	-63
MCS11	2	20	-60	-	-	20	-60
MCS0	3	23	-89	-	-	23	-89
MCS4	3	23	-78	-	-	23	-78
MCS7	3	23	-70	-	-	23	-70
MCS8	3	23	-67	-	-	23	-67
MCS9	3	22	-65	-	-	22	-65

Item	Specification						
MCS10	3	20	-61	-	-	20	-61
MCS11	3	20	-59	-	-	20	-59
MCS0	4	23	-87	-	-	23	-87
MCS4	4	23	-76	-	-	23	-76
MCS7	4	23	-69	-	-	23	-69
MCS8	4	23	-65	-	-	23	-65
MCS9	4	22	-63	-	-	22	-63
MCS10	4	20	-60	-	-	20	-60
MCS11	4	20	-57	-	-	20	-57
802.11ax HE160							
MCS0	1	23	-89	-	-	23	-89
MCS4	1	23	-79	-	-	23	-79
MCS7	1	23	-72	-	-	23	-72
MCS8	1	23	-69	-	-	23	-69
MCS9	1	22	-67	-	-	22	-67
MCS10	1	20	-63	-	-	20	-63
MCS11	1	20	-61	-	-	20	-61
MCS0	2	23	-87	-	-	23	-87
MCS4	2	23	-76	-	-	23	-76
MCS7	2	23	-69	-	-	23	-69
MCS8	2	23	-66	-	-	23	-66
MCS9	2	22	-64	-	-	22	-64
MCS10	2	20	-60	-	-	20	-60
MCS11	2	20	-58	-	-	20	-58
MCS0	3	23	-86	-	-	23	-86
MCS4	3	23	-75	-	-	23	-75
MCS7	3	23	-68	-	-	23	-67

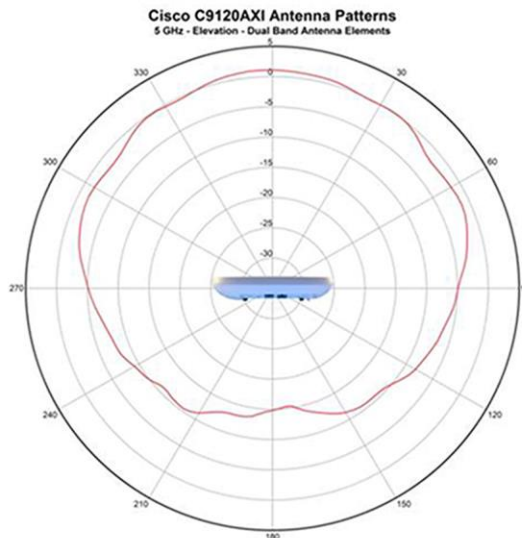
Item	Specification						
MCS8	3	23	-64	-	-	23	-64
MCS9	3	22	-62	-	-	22	-62
MCS10	3	20	-59	-	-	20	-58
MCS11	3	20	-56	-	-	20	-56
MCS0	4	23	-84	-	-	23	-84
MCS4	4	23	-73	-	-	23	-73
MCS7	4	23	-66	-	-	23	-66
MCS8	4	23	-63	-	-	23	-63
MCS9	4	22	-61	-	-	22	-61
MCS10	4	20	-57	-	-	20	-57
MCS11	4	20	-54	-	-	20	-54



Cisco Catalyst 9120i - 5 GHz Antenna Patterns



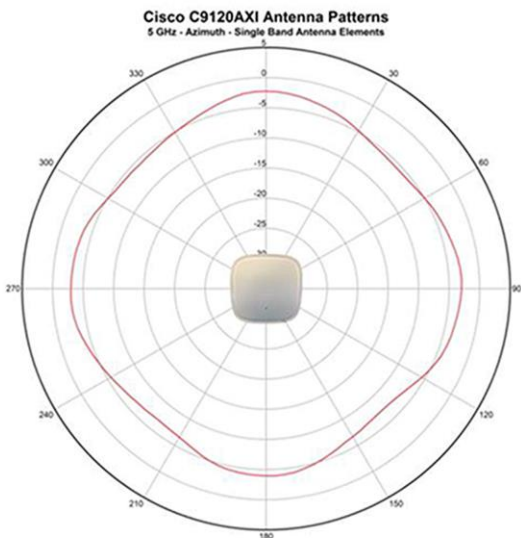
5 GHz Azimuth



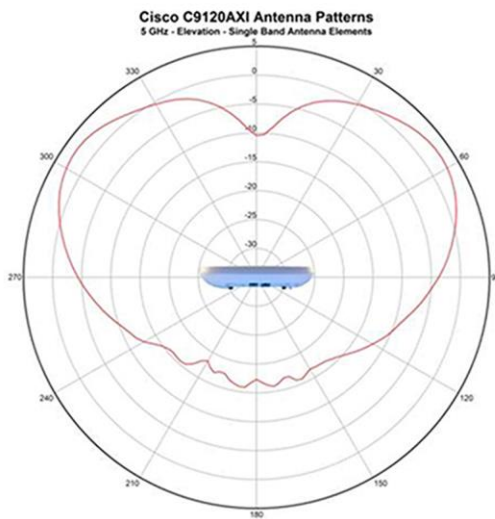
5 GHz Elevation

Cisco Catalyst 9120i - 5 GHz Antenna Patterns

Single Band - Single Radiating Element (SRE) antennas



5 GHz Azimuth



5 GHz Elevation

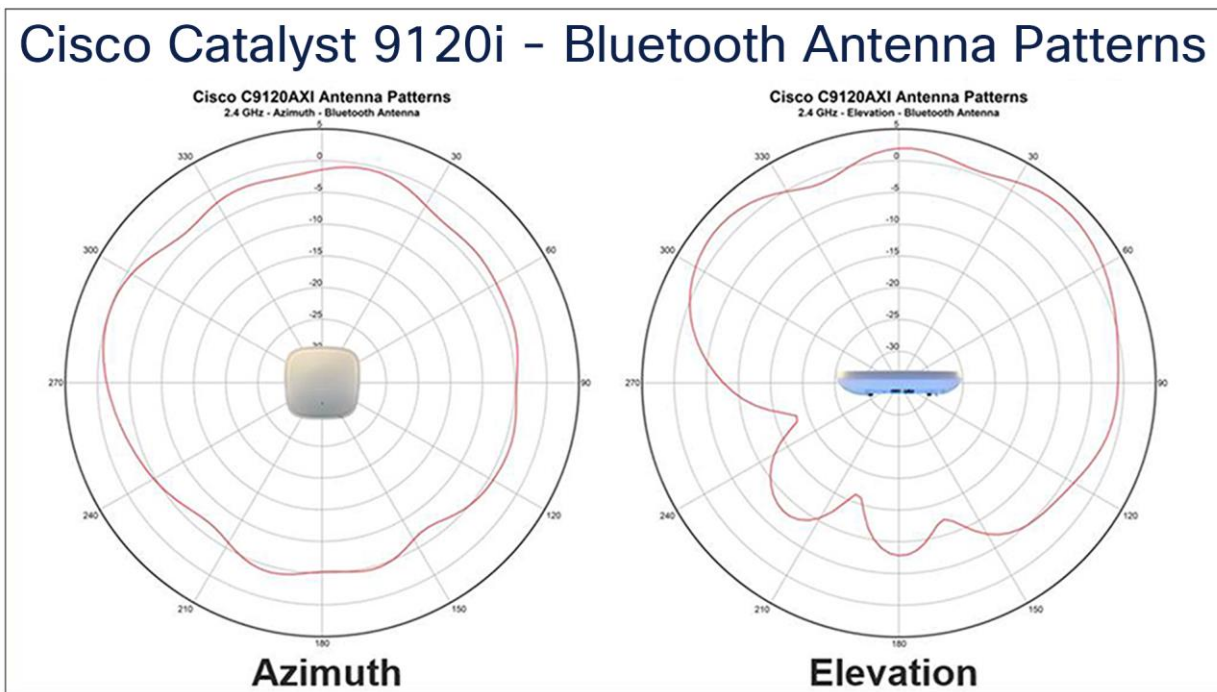
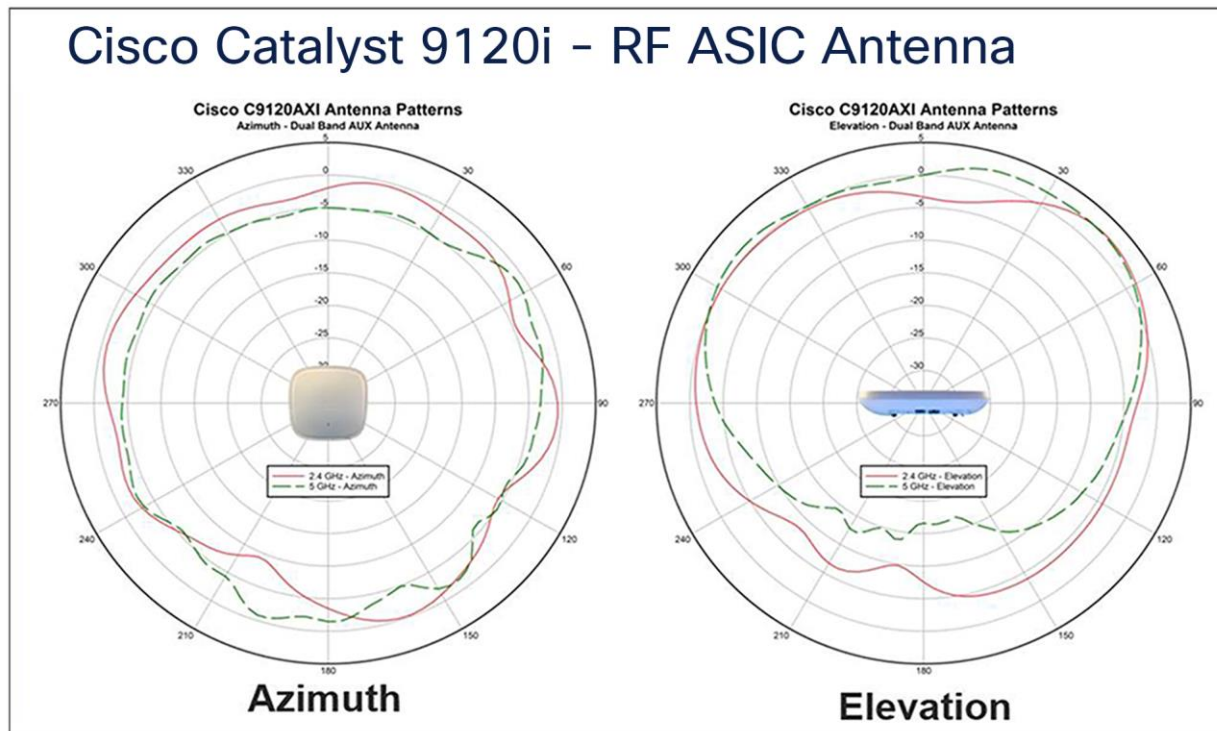


Figure 1.
Antenna radiation patterns

Note: For information about feature support, refer to the Cisco Catalyst 9100 Release Notes.

Licensing

For information about licensing and packaging, refer to [Cisco DNA](#) Software for Wireless.

Warranty information

The Cisco Catalyst 9120AX Series Access Points come with a limited lifetime warranty that provides full warranty coverage of the hardware for as long as the original end user continues to own or use the product. The warranty includes 10-day advance hardware replacement and ensures that software media are defect-free for 90 days.

Cisco environmental sustainability

Information about Cisco's environmental sustainability policies and initiatives for our products, solutions, operations, and extended operations or supply chain is provided in the "Environment Sustainability" section of Cisco's [Corporate Social Responsibility](#) (CSR) Report.

Reference links to information are below

Information on product material content laws and regulations: [Materials](#).

Information on electronic waste laws and regulations, including products, batteries, and packaging: [WEEE compliance](#).

Cisco does not represent, warrant, or guarantee that it is complete, accurate, or up to date. This information is subject to change without notice.

Cisco Services

With Cisco Services, you can achieve infrastructure excellence faster with less risk. From an initial WLAN readiness assessment to implementation, full solution support, and in-depth training, our services for the Cisco Catalyst 9120AX Series provide expert guidance to help you successfully plan, deploy, manage, and support your new access points. With unmatched networking expertise, best practices, and innovative tools, Cisco Services can help you reduce overall upgrade, refresh, and migration costs as you introduce new hardware, software, and protocols into the network. With a comprehensive lifecycle of services, Cisco experts will help you minimize disruption and improve operational efficiency to extract maximum value from your Cisco DNA-ready infrastructure.

Cisco Capital

Flexible payment solutions to help you achieve your objectives

Cisco Capital makes it easier to get the right technology to achieve your objectives, enable business transformation and help you stay competitive. We can help you reduce the total cost of ownership, conserve capital, and accelerate growth. In more than 100 countries, our flexible payment solutions can help you acquire hardware, software, services and complementary third-party equipment in easy, predictable payments. [Learn more.](#)

Smart Account

Creating a Smart Account by using the Cisco Smart Software Manager (SSM) enables you to order devices and licensing packages and also manage your software licenses from a centralized website. .

Document history

New or Revised Topic	Described In	Date
Cisco DNA Spaces name change	Updated product name to Cisco Spaces	10/18/22

Contact Us

Phone: +852-51736677

Skype: wendycisco

WhatsApp: +852-51736677

E-mail: wendy@donewin.com.hk